

Safety Net Health

Our Community Outcome: Increase access to health services and resources for people with low incomes.

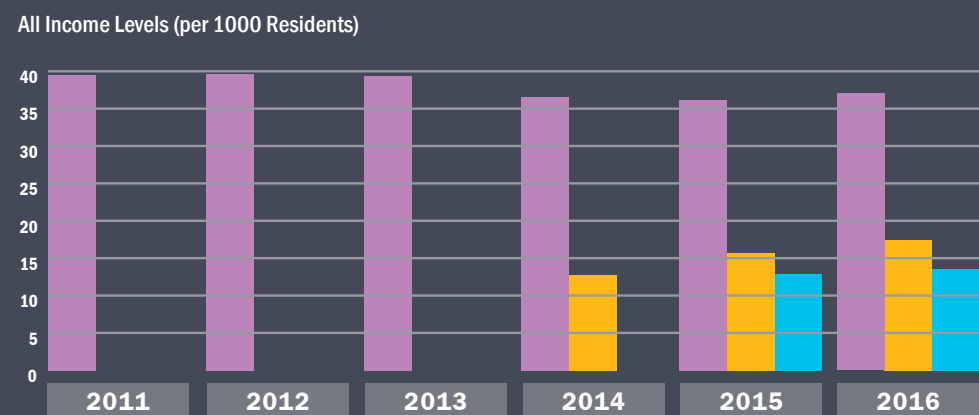
COMMUNITY TRENDS

- The rate of uninsured has dropped from nine percent in 2010 to four percent in 2015.
- Despite a slight decline between 2010–2015, a majority of people with low incomes report having a personal doctor or healthcare provider.
- Public data also show that since start of Affordable Care Act (ACA) health exchanges, there has been a steady increase in enrollment the Healthy Michigan Plan and other marketplace plans.
- Dental care data was only available for 2010 and showed that 53 percent of people with low incomes had dental insurance at the time.

SYSTEMS GOAL: Work to identify and address unmet needs related to benefits

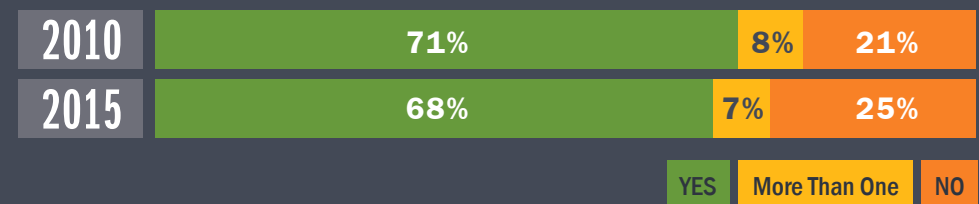
SAFETY NET HEALTH OF ECONOMICALLY DISADVANTAGED IN WASHTENAW COUNTY

Health Care Coverage Enrollment by Type



Source: Washtenaw County, DHHS Green Book and CMS Data for Open Enrollment, Marketplace Enrollment
 Notes: Marketplace (ACA coverage) opened 1/1/2014. Healthy Michigan Plan began 4/1/2014.

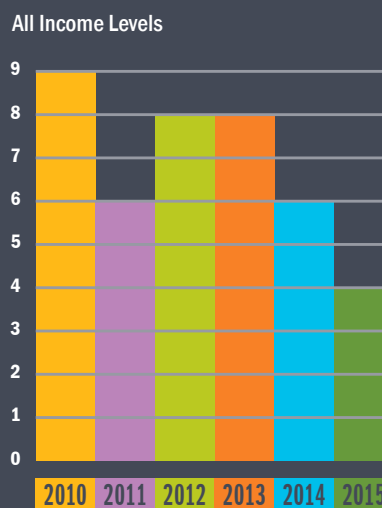
People with Low Incomes' Responses to the Question, "Do You Have a Personal Doctor/Primary Healthcare Provider?"



Source: Washtenaw County, American Community Survey, 1-Year Estimates



Percent of Uninsured Residents



Source: Washtenaw County, American Community Survey, 1-Year Estimates

Community Dashboard

JULY 2018

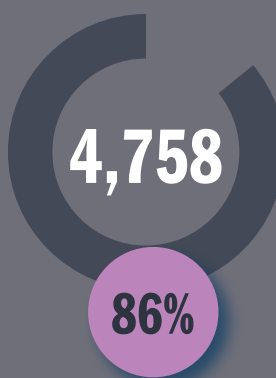
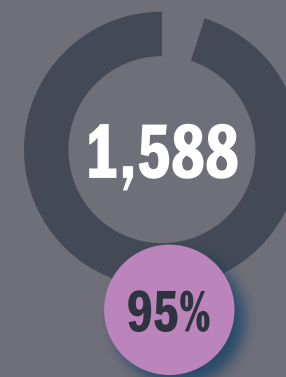
PROGRAM LEVEL OUTCOMES

This section illustrates the total number of clients who reported achieving specified outcomes, and the corresponding percentage of achievement for all clients working on that outcome.

Benefits Advocacy and Referral Coordination



Eligible individuals are enrolled and/or re-enrolled in publicly funded programs, including Medicaid, SNAP benefits, WIC, congregate meals, summer food programs, local benefits, etc., as measured by program-level data (i.e., participant tracking of applications)



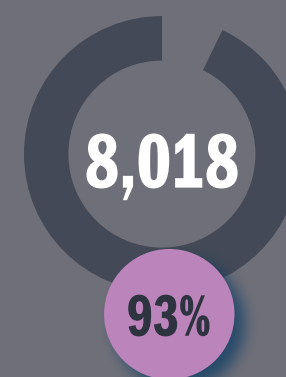
Increased and/or maintained individuals who have providers/ places for services for their medical, dental, mental health, substance use disorder, and/or disability needs, as measured by program level data (e.g. participant tracking)



Accessing Care Services



Increased or maintained access to health care services for the uninsured and for those with Medicaid or other health coverage, as measured by the organization's tracking of assistance to clients



TRENDS FROM REPORTING



Multiple programs reported challenges with finding and/or retaining staff.



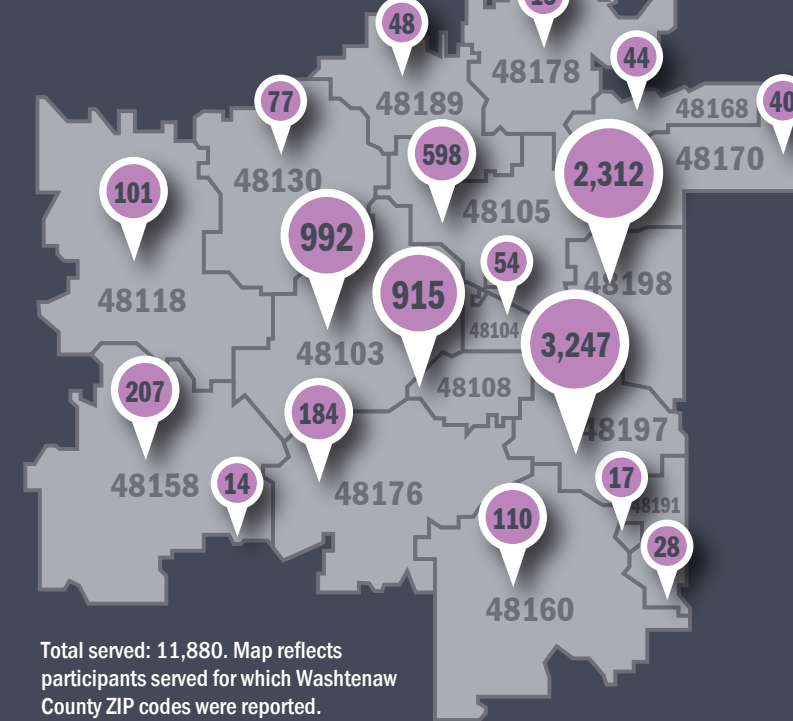
Multiple programs reported a decrease in the volume of people seeking benefits advocacy assistance.



Demand for mental health services continues to exceed capacity.

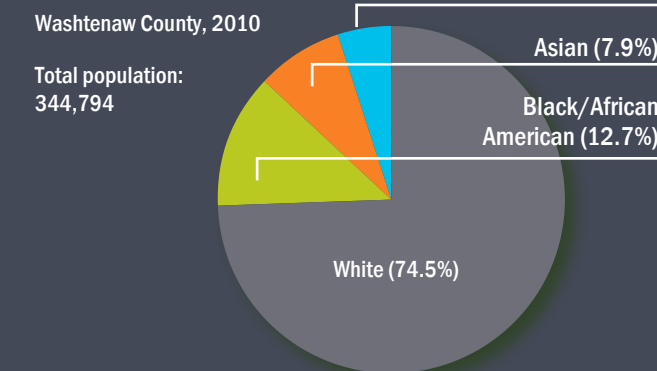
DEMOGRAPHIC DATA

Number of All WCF Participants Served, by ZIP Code (FIGURE 1)



Total served: 11,880. Map reflects participants served for which Washtenaw County ZIP codes were reported.

Race of All WCF Participants (FIGURE 2A)



Race of Safety Net Health Participants (FY17) (FIGURE 2B)

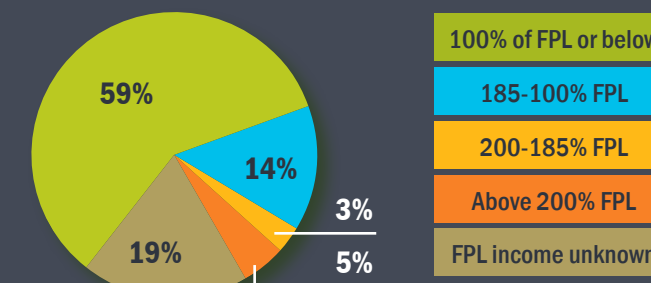


Total served: 11,880

Breakdown by Income

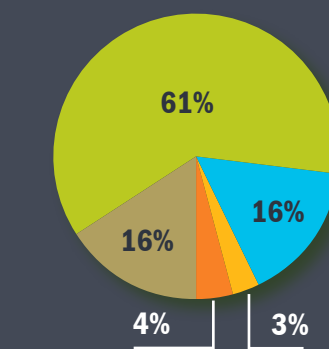
Income of All WCF Participants (FIGURE 3A)

Total served: 30,843



Income of Safety Net Health Participants (FY17) (FIGURE 3B)

Total served: 11,880



POLICY UPDATES FROM WASHTENAW HEALTH PLAN

FEDERAL UPDATES

Children's Health Insurance Plan: CHIP covers more than eight million children nationwide. In Washtenaw County, 910 children are enrolled in MICHild as of January 2018. CHIP has been extended for six years. Here is a [summary of the extension](#) from the Kaiser Family Foundation.

STATE/LOCAL UPDATES

Medicaid: Senator Shirkey has introduced a bill to impose work requirements on Michigan Medicaid recipients, following a recent similar CMS decision. As currently written, this bill will have a very significant impact on the over 18,000 recipients of the Healthy Michigan Plan—there are very few exemptions in the bill. The bill also has punitive impacts that would ban recipients in some cases from getting back on Medicaid for a year, and punitive impacts on the Department of Health and Human

Services. Compliance delays could result in a 5% budget cut. Read more [here](#), [here](#), and [here](#).

Mental Health and Public Safety: Washtenaw County passed a millage in November 2017 supporting mental health and public safety. A series of community meetings are scheduled to discuss how this money might be used.

Opioids: The Washtenaw County Health Department is continuing to do surveillance and working in collaboration with the Washtenaw Health Initiative (WHI) Opioid Project. The health department continues to focus on opportunities for primary prevention strategies. The Washtenaw Health Plan and the Washtenaw Housing Alliance held a conference on May 16 on harm reduction practices in housing and healthcare. The WHI and the Washtenaw County Health Department are working on a number of different initiatives related to opioids.